




Investigating Complaints

Dog owners are responsible for their dogs but can sometimes forget that they affect other people too.

Barking dogs are among the most frequent complaints received by the City.

Before Council can take any formal action it requires a reasonable level of proof that your dog is a problem. Council will require the person complaining about the dog to lodge a formal "Notice Of Complaint" in accordance with the Disturbance By Animals Ordinance, Yreka Municipal Code Section 8.04.050.

We will need a detailed list of dates, times and possible causes for the dog's barking. We need this information so that we may carry out a fair and impartial investigation. This information can also help you understand and fix any problems that may be contributing to excessive barking.



City of Yreka
Animal Control Department
1400 Fairlane Rd.
Yreka, California 96097



Why Do Dogs Bark?

Dogs bark for many reasons. Some possible causes are:

- lack of exercise
- loneliness and boredom
- lack of a suitable sleeping area and shelter
- flies, fleas, worms or some other ailment
- hunger or thirst
- attention seeking
- protecting territory
- continual barking or crying may be a cry for help.
- isolation

City of Yreka
Animal Control

701 Fourth Street
Yreka, California

530-841-2300



What are your options to handle a barking problem?

1. Do Nothing

If you do nothing and Council is satisfied that the dog is causing a nuisance you may be issued with a notice pursuant to Yreka Municipal Code Section 8.04.050(d). A failure to comply with the notice could subject you to a fine or civil action to stop the nuisance within a specified time.

If convicted of a violation of Section 8.04.050 of the Yreka Municipal Code, the court may impose a penalty of up to \$50 for the first offense, \$100 for the second offense, and \$250 for each additional violation within one year. The court may also make specific orders relating to the dog.

To do nothing is not advisable.


2. Try and solve the problem yourself

You can try some of the suggestions mentioned in this brochure. The Animal Control Staff can provide further information to assist you.

There are bark collars available from the Animal Control Officer for barking control. The anti-barking collars are designed to correct a dog's barking behavior. They are effective and safe.

3. Get professional help

You can seek assistance from your Vet who can advise you about specific treatments or refer you to people that specialize in correcting behavioral problems.




Controlling Excessive Barking

- ◆ Exercise your dog regularly. Dogs are pack animals, preferring to go for a walk or have a game with you than be left alone. If you exercise your dog daily at the same time, it is more likely to wait quietly for this time to arrive.
- ◆ Socialize your dog. When walking your dog let it meet other people, especially neighbors, and other dogs. Take it to exercise areas and let it play with other dogs. By socializing your dog it will be less likely to bark at neighbors and people or other dogs passing by your property.
- ◆ If your dog comes inside at night and is then shut out all day it may bark because it has been separated from an area it wants to protect. Try fitting a dog door so the dog can go inside as it pleases. By simply closing internal doors you can control which rooms the dog has access to while you are away.
- ◆ Don't allow your dog to mark territory that it does not normally have access to. If your dog does not normally have access to your front yard do not allow it to mark this area. It may bark because it is unable to gain access to this area on a regular basis. Similarly don't let the dog mark territory close to your property.
- ◆ Provide your dog with a warm comfortable kennel in the winter and a cool shady place in the summer. Make sure the dog has fresh water available. Give it a bone.
- ◆ Feed your dog before you leave in the morning. Many dogs will lie quietly while their meal digests.

Controlling Excessive Barking, continued

- ◆ Check your dog for fleas regularly and ensure it is kept free of worms. Regular vet checks are recommended.



- ◆ Give your dog something that has your scent on it. This will reassure the dog that you are coming back.

Complaint Procedures

If you would like to make a complaint concerning excessive barking, please contact the Animal Control Officer during regular business hours at 841-2300.

Your complaint can be anonymous, however you will be asked to provide some information about yourself and the nature of the problem, including the address of the barking dog.

After you describe your complaint, the Animal Control Officer will contact the owner of the dog and you will be asked to keep a log of the dog's barking for one week. This record will be provided to the Animal Control Officer as evidence.

If this log shows repeated violations of the Municipal Code, a summons will be issued and a hearing held with the dog's owner. You may be requested to appear as a witness at the hearing or in court if necessary.